

Stasys 4

Key Features:

- Floor monitor or front-of-house applications
- Switchable bi-amp or passive operation modes
- Rotatable 90°H x 50°V HF waveguide
- 15" low frequency driver
- 1 x 1.5" neodymium high frequency compression driver
- 18 mm birch plywood construction
- Powerdrive type 100 flyplat

Applications:

- Large scale touring
- Stage monitoring

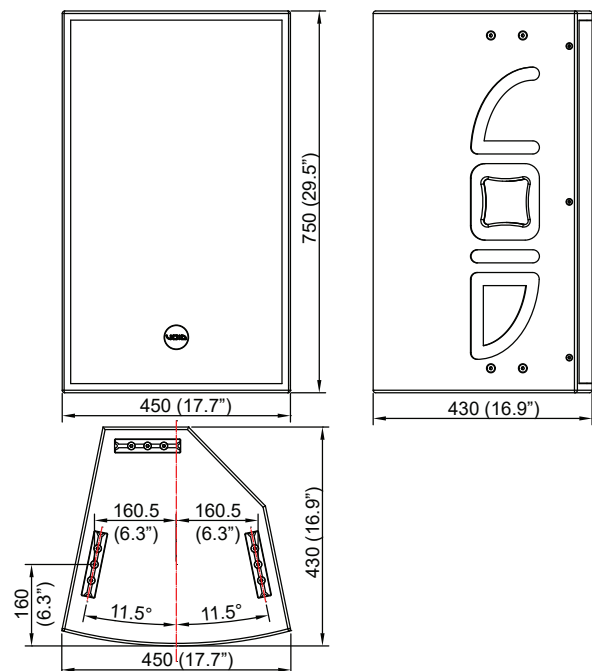


The Stasys 4 provides better off-axis rejection and constant coverage within its dispersion angle than conventional horn designs. This critical factor enables the creation of a multi-purpose loudspeaker that is equally at home as a high level stage monitor as it is in smaller, front-of-house applications. The asymmetrical enclosure comes equipped with multiple flying points and an integral pole mount socket to suit both portable and permanently installed applications.

Specifications

Frequency response	55 Hz - 20 kHz ± 3 dB
Efficiency ¹	LF: 99 dB 1W/1m, HF: 108 dB 1W/1m
Crossover points	Passive 2.1 kHz, active 1.6 kHz - 1.9 kHz Butterworth 18/24 dB/oct
Nominal impedance	8 Ω
Power handling ²	LF: 600 W AES, HMF: 100 W AES
Maximum output ³	128 dB cont, 131 dB peak
Driver configuration	1 x 15" LF, 1 x 1.5" neodymium HF compression driver
Dispersion	90°H x 50°V rotatable
Connectors	2 x 4-pole speakON™ NL4
Weight	38 kg (83.6 lbs)
Enclosure	18 mm 13-laminate birch plywood
Rigging	Powerdrive type 100 flyplate 12 x M8 inserts Top hat
Finish	Textured polyurea
Grille	Perforated steel with foam filter

¹ Measured in half space ² AES2 - 1984 compliant ³ Calculated



Stasys 4

Architectural specifications

The loudspeaker shall be a passive two-way bi-amped system consisting of one high power 15" (300 mm), direct radiating, reflex loaded, low frequency (LF) transducer and 1.5" (38.1 mm) diameter (HF) compression driver mounted on a user rotatable constant directivity horn mounted in a trapezoidal enclosure.

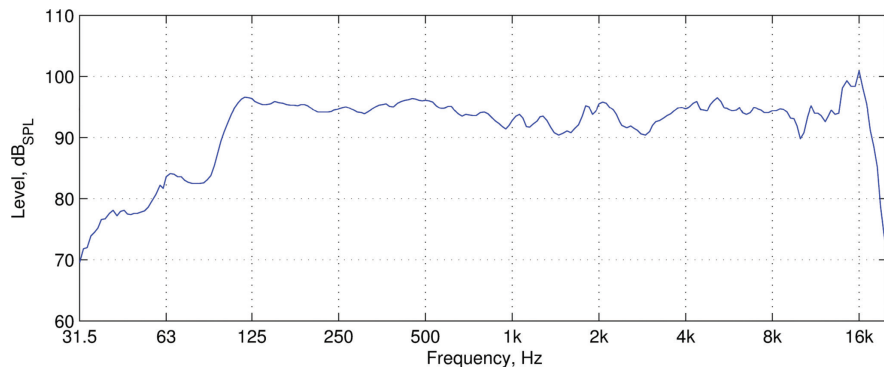
The low frequency transducer shall be constructed on a cast aluminium frame, with a treated paper cone, 101.6 mm (4") voice coil, wound with copper wires on a high quality voice coil former, for high power handling and long-term reliability. The high frequency transducer with neodymium magnet shall project its sound through a high precision constant directivity rotatable waveguide with a 150 mm (6") baffle diameter to achieve pattern control and low distortion.

Performance specifications for a typical production unit shall be as follows: the usable on-axis bandwidth shall be 55 Hz to 20 kHz (± 3 dB), with an average 90° directivity pattern on the horizontal axis and 50° on the vertical one (-6 dB down from on-axis level) from 1 kHz to 12 kHz; and a maximum SPL shall be 131 dB peak measured at 1 m using IEC268-5 pink noise. Power handling shall be 600 W for the LF and 100 W for the

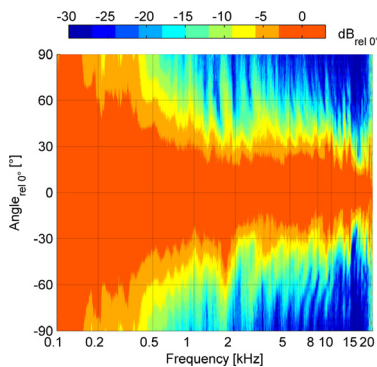
MHF, AES at a rated impedance of 8 Ω ; crossover point at 2.1 kHz when using a passive one or between 1.6 kHz – 1.9 kHz when using an active 3rd or 4th order filter (18 dB/24 dB per octave). The system shall be powered by its own dedicated power amplification module with DSP management with pressure sensitivity at 99 dB measured at 1W/1m for the low frequency and 108 dB for the high frequency and the wiring connection shall be via two Neutrik speakON™ NL4 for input and link throughout.

The enclosure shall be of a trapezoidal asymmetrical shape constructed from a 18 mm 13-laminate birch plywood with a textured polyurea finish and shall contain fixture points for a pressed, weather-resistant, powder coated steel grille with a foam filter to protect the transducers. The cabinet shall have a multiple flying points for rigging, an integral pole mount socket and Powerdrive flyplate to suit portable and permanent applications. External dimensions of (W) 450 mm x (H) 750 mm x (D) 430 mm (17.7" x 29.6" x 16.9"). Weight shall be 38 kg (83.6 lbs).

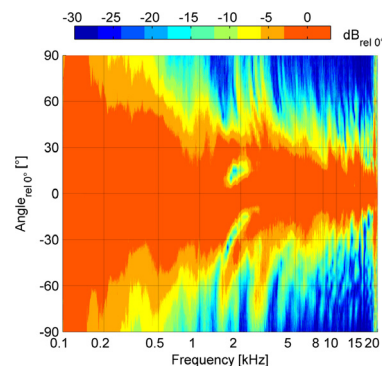
The loudspeaker shall be the Void Acoustics Stasys 4.



Frequency response (Anechoic measurement)



Horizontal directivity isobars



Vertical directivity isobars